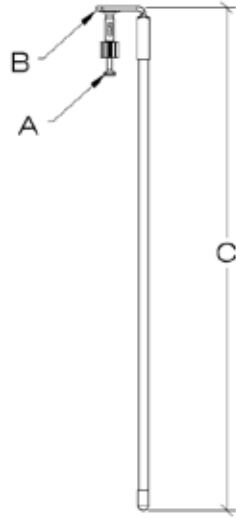
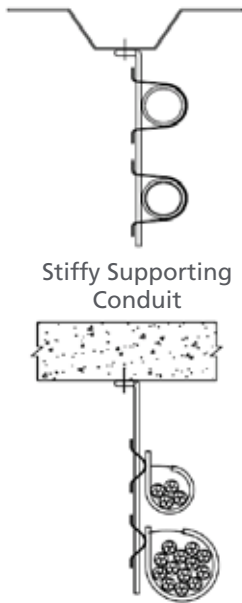


Stiffy Straight Rod

Fig. 100




Shown with PowderPuff Pin A=13 and Hard Concrete Footprint B=011

- The rigid connection eliminates the need to attach to ceiling grid per NEC Article 300-11
- Zinc plated rod for corrosion resistance
- Designed as a rigid method of support for Mechanical, Electrical and Plumbing systems
- Max load: 70# per support
- Use Stiffy Grippers—Fig 161 for the attachment of MC/EMT
- Use Clip-on Comfort Cradles—Fig 201 for the support of Low Voltage Cabling
- UL listed hardware



A=03 B=01



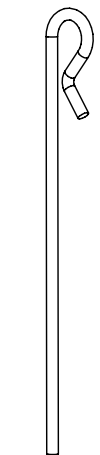
A=06 B=02

| | | | |
|---|--|-------------------------|--|
| Contractor: | | Ship to Address: | |
| | | | |
| | | | |
| | | | |
| PO# | | Order Date: | |
| **All Orders are Custom and Therefore Non-cancellable and Non-returnable | | | |

| | A | B | C | D | Qty |
|---------|---|---|---|---|-----|
| Fig 100 | | | | | |
| Fig 100 | | | | | |
| Fig 100 | | | | | |



| A | | B | | C | D | |
|-------|---|--------------------------|------|----------------------|----------------|-----|
| *00 | No Fastener | *01 | *011 | Drop Length (Inches) | Safety End Cap | |
| *01 | 1-1/4" Power Actuated Pin—1" Embedment | | | | *01 | Yes |
| *02 | 1-1/2" Power Actuated Pin—1-1/4" Embed | | | | *02 | No |
| *03 | 1/4" x 3-1/4" Wedge Anchor (2" Embed) | | | | | |
| *03.1 | 3/8" x 3" Wedge Anchor (2" Embed) | | | | | |
| *04 | 1/4" x 1-3/4" Concrete Screw Anchor | *012 | *02 | | | |
| *04.1 | 3/8" x 1-3/4" Concrete Screw Anchor | | | | | |
| *06 | #10 Hex Washer Head Self Driller | | | | | |
| *07 | #10 Hex Washer Head Sharp Point | | | | | |
| *08 | Timberpin (Wood Applications) | | | | | |
| *09 | Wide Mouth Beam Clamp | | | | | |
| *13 | 1-1/4" PowderPuff Pin—1" Embedment | *03 | *04 | | | |
| *14 | Stiffy Wood Pull Down Attachment | | | | | |
| *16 | Hammer-on Beam Clamp 1/8" - 3/4" Flange | | | | | |
| *17 | Bar Joist Pull Down Clamp 1/16" - 1/4" Flange | | | | | |
| *25 | Other—Please Specify | *10 Other-Please Specify | | | | |



A=17 B=02

Stiffy Straight Rod

Fig. 100



INNOVATION SINCE 1977

© 2012 CEAS - All Rights Reserved